


## Proteus Crawler

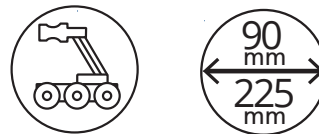
CRP90's compact size allows it to easily survey 100mm pipes. The motorised elevator enables the camera to be centred in pipes of up to 225mm diameter.

### ALL STANDARD FEATURES:

- Continuous monitoring of speed, internal pressure, inclination and temperature
  - Dual Axis Inclination Sensor
  - Single Auxiliary Light/Backeye Mounting
  - Multi-Frequency Sonde 33kHz / 512Hz / 640Hz
  - Steerable High Torque
  - All-Wheel Drive
  - Robust Housing
  - 1 bar Pressure Tight
  - Quick Change Wheel Lock
  - In-Built Lowering Arm
  - Heavy Duty Camera Connector
  - Protective Front Connector Cap
  - Protective Rear Connector Cap
  - Lowering Rope
  - Tools
- 
- 6x QRWX60SR 60mm Rubber Wheels
  - Motorised Elevator - Range 40-77mm
  - Articulate 'Knuckle' Connector
- 
- Carbide Wheels
  - High Grip Wheels



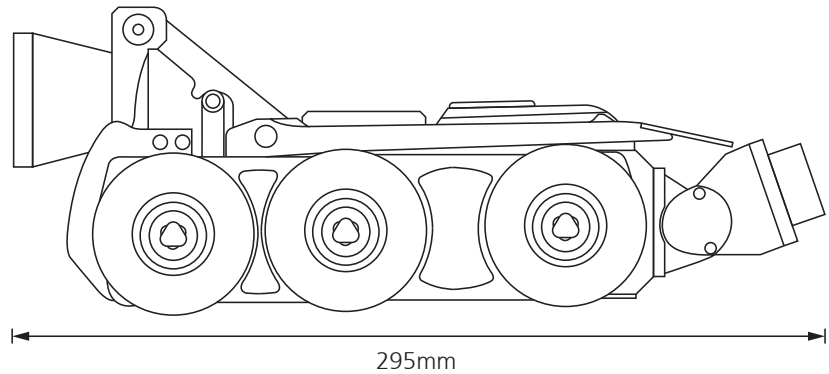
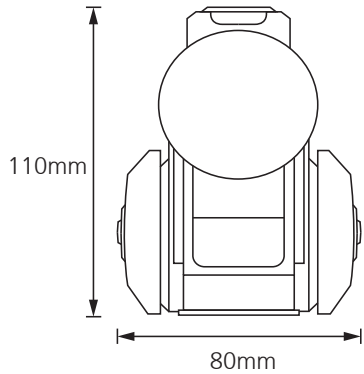
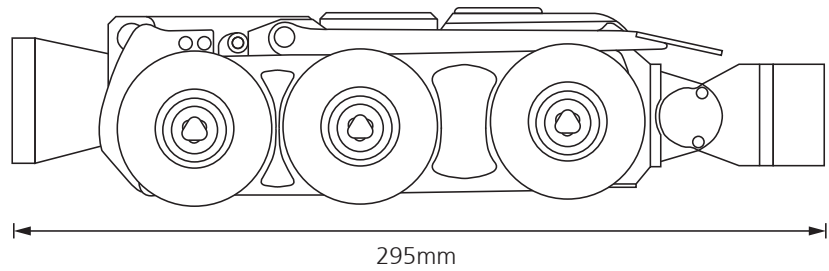
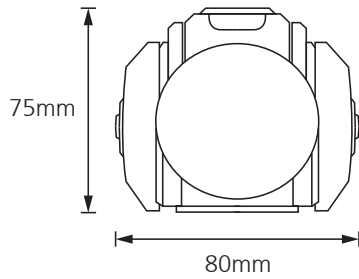
## Compatibility



## Technical Data

Pipe Sizes	90mm - 225mm
Weight	4.50kg

# Proteus Crawler



Rich black, soft rubber tyres developed to provide improved traction in regular pipes.

Available in 4 sizes and Wide Axle. Other Performance Wheels available.

112021 © 2022 Minicam

